

Higher-twist dynamics in large p_{\perp} hadron production

François Arleo

LAPTH, Annecy

Moriond QCD 2010

- **Motivations**
 - Scaling laws in inclusive processes
- **Data analysis**
 - hadron, photon, and jet scaling properties from fixed-target to colliders
 - comparing with NLO expectations
 - interpretations
- **Phenomenology**
 - predictions in $p p$ collisions at RHIC and LHC

Reference

FA, Brodsky, Hwang, Sickles, arXiv:0910.4604

Dimensional analysis

Scattering amplitude $1\ 2\ \dots \rightarrow \dots\ n$ has dimension

$$\mathcal{M} \sim [\text{length}]^{n-4}$$

Consequence

In a **conformal** theory (no intrinsic scale), scaling of inclusive particle production

$$E \frac{d\sigma}{d^3p}(A\ B \rightarrow C\ X) \sim \frac{|\mathcal{M}|^2}{s^2} = \frac{F(x_{\perp}, \vartheta^{\text{cm}})}{p_{\perp}^{2n_{\text{active}}-4}}$$

where n_{active} is the number of fields participating to the hard process

$x_{\perp} = 2p_{\perp}/\sqrt{s}$ and ϑ^{cm} : ratios of invariants

Dimensional analysis

Scattering amplitude $1\ 2\ \dots \rightarrow \dots\ n$ has dimension

$$\mathcal{M} \sim [\text{length}]^{n-4}$$

Consequence

In a **conformal** theory (no intrinsic scale), scaling of inclusive particle production

$$E \frac{d\sigma}{d^3p}(A\ B \rightarrow C\ X) \sim \frac{|\mathcal{M}|^2}{s^2} = \frac{F(x_{\perp}, \vartheta^{\text{cm}})}{p_{\perp}^{2n_{\text{active}}-4}}$$

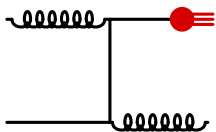
where n_{active} is the number of fields participating to the hard process

$x_{\perp} = 2p_{\perp}/\sqrt{s}$ and ϑ^{cm} : ratios of invariants

Let's take the inclusive pion production as an example...

Scaling laws in inclusive pion production

- **Conventional pQCD picture** (leading twist): $2 \rightarrow 2$ process followed by fragmentation into a pion on long time scales

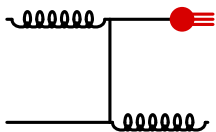


$$n_{\text{active}} = 4 \rightarrow n = 4 (= 2 \times 4 - 4)$$

$$E \frac{d\sigma}{d^3p}(p p \rightarrow \pi X) \sim \frac{F(x_{\perp}, \vartheta^{\text{cm}})}{p_{\perp}^4}$$

Scaling laws in inclusive pion production

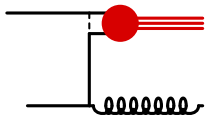
- **Conventional pQCD picture** (leading twist): $2 \rightarrow 2$ process followed by fragmentation into a pion on long time scales



$$n_{\text{active}} = 4 \rightarrow n = 4 (= 2 \times 4 - 4)$$

$$E \frac{d\sigma}{d^3p}(p p \rightarrow \pi X) \sim \frac{F(x_{\perp}, v^{\text{cm}})}{p_{\perp}^4}$$

- **Direct higher-twist picture**: pion produced directly in the hard process



$$n_{\text{active}} = 5 \rightarrow n = 6 (= 2 \times 5 - 4)$$

$$E \frac{d\sigma}{d^3p}(p p \rightarrow \pi X) \sim \frac{F'(x_{\perp}, v^{\text{cm}})}{p_{\perp}^6}$$

Scaling laws in inclusive pion production

- **Conventional pQCD picture** (leading twist): $2 \rightarrow 2$ process followed by fragmentation into a pion on long time scales
- **Direct higher-twist picture**: pion produced directly in the hard process

Remarks

- $F(x_\perp)$ falls faster than $F'(x_\perp)$ with x_\perp from the larger number of spectator partons [Brodsky Burkardt Schmidt 1995]

$$F(x_\perp) \sim (1 - x_\perp)^{2n_{\text{spectator}} - 1 + 2\Delta s}$$

- Higher-twist processes naturally suppressed at large p_\perp

Higher-twist contributions possible at high x_\perp and not too large p_\perp

[Sivers Brodsky Blankenbecler 1975]



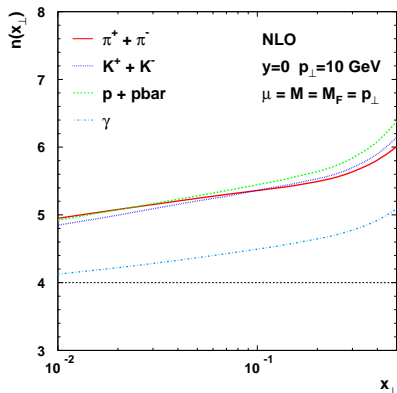
QCD is not conformal

Scaling violations expected from

- running coupling
- evolution of parton densities and fragmentation functions

Scaling exponent greater than 4 even in leading-twist QCD

Scaling violations



- Slight increase of n^h with x_{\perp} from $n^h \simeq 5$ to 6
- Smaller exponent in the photon sector: $n^{\gamma} \simeq n^h - 1$
 - lesser scaling violations due to (almost) no fragmentation component
- Almost no difference between hadron species

QCD is not conformal

Scaling violations expected from

- running coupling
- evolution of parton densities and fragmentation functions

Scaling exponent greater than 4 even in leading-twist QCD

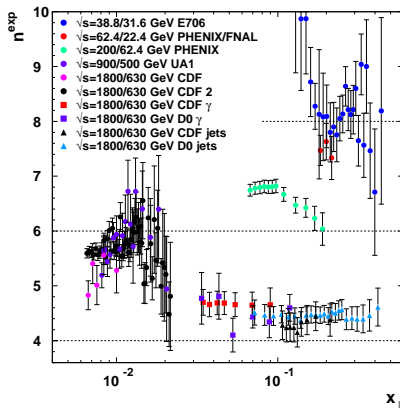
This analysis: systematic comparison between data and NLO expectations

- Scaling exponent extracted by **comparing x_{\perp} spectra at two \sqrt{s}**

$$n^{\text{exp}}(x_{\perp}) \equiv - \frac{\ln [\sigma^{\text{inv}}(x_{\perp}, \sqrt{s_1}) / \sigma^{\text{inv}}(x_{\perp}, \sqrt{s_2})]}{\ln (\sqrt{s_1} / \sqrt{s_2})}$$

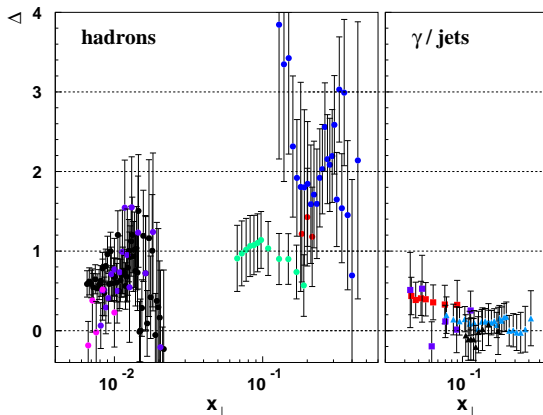
within the **same** experiment in order to reduce systematic errors

- Particle production at mid-rapidity
 - **hadrons** (π and h^{\pm}), **prompt photons**, **jets**
- Data sets
 - most recent measurements: **CDF, D0, E706, PHENIX**
 - ... as well as older ISR data



- Significant increase of the hadron n^{exp} with x_{\perp}
 - $n^{\text{exp}} \simeq 8$ at large x_{\perp}
- Huge contrast with photons and jets !
 - n^{exp} constant and slight above 4 at all x_{\perp}

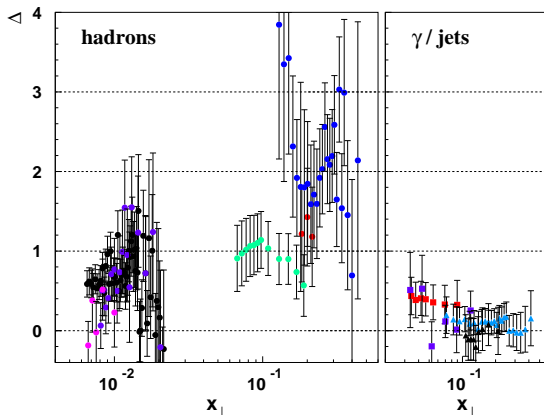
Comparing to QCD



NLO calculations carried out within the experimental kinematics (p_{\perp} , \sqrt{s})

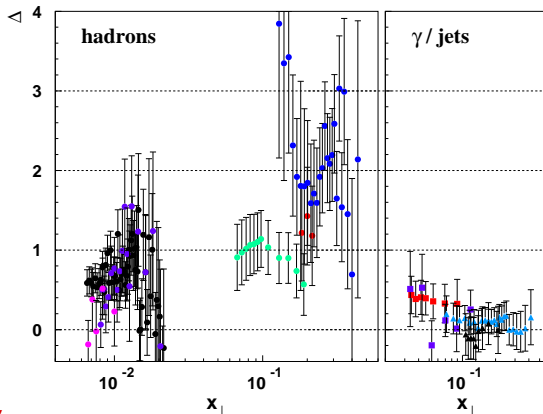
$$\Delta(x_{\perp}) \equiv n^{\text{exp}} - n^{\text{NLO}}$$

Comparing to QCD



- $\Delta^h \simeq 0.5 - 2$ from small to large x_{\perp}
- $\Delta^{\gamma/\text{jets}}$ consistent with 0
- Error bars include theoretical uncertainty $\mu = p_{\perp}/2$ to $2p_{\perp}$

Comparing to QCD



Clear hierarchy

Tevatron

RHIC

fixed target

$$x_{\perp} \sim 10^{-2}$$

$$x_{\perp} \sim 10^{-1}$$

$$x_{\perp} \sim \text{few times } 10^{-1}$$

$$\Delta \simeq 0.5$$

$$\Delta \simeq 1$$

$$\Delta \simeq 2$$

Resummation of large “threshold” logs $\ln(1 - x_\perp)$ could explain part of the data. However, data – theory discrepancy even at small $x_\perp \sim 10^{-2}$

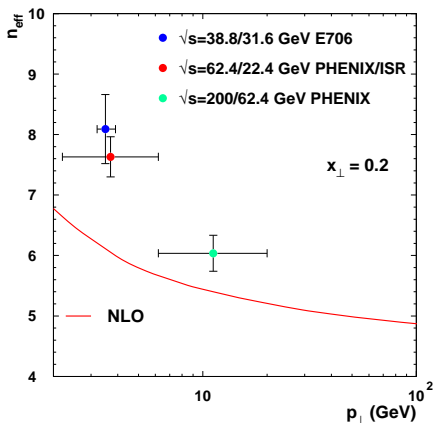
Most natural explanation

Higher-twist contributions : $q \bar{q} \rightarrow g \pi$ and $q g \rightarrow q \pi$

- HT effects absent in photon and jet production
- scale dependence
- meson vs. baryon behavior

Scale dependence

Pion scaling exponent extracted vs. p_{\perp} at fixed x_{\perp}



- QCD slowly approaches $n = 4$ in the Bjorken limit ($s \rightarrow \infty$, fixed x_{\perp})
- data – theory discrepancy larger at smaller p_{\perp}

Scale dependence

Pion scaling exponent extracted vs. p_{\perp} at fixed x_{\perp}

2-component toy-model

$$\sigma^{\text{model}}(pp \rightarrow \pi X) \propto \frac{A(x_{\perp})}{p_{\perp}^4} + \frac{B(x_{\perp})}{p_{\perp}^6}$$

Define effective exponent

$$\begin{aligned} n_{\text{eff}}(x_{\perp}, p_{\perp}, B/A) &\equiv -\frac{\partial \ln \sigma^{\text{model}}}{\partial \ln p_{\perp}} + n^{\text{NLO}}(x_{\perp}, p_{\perp}) - 4 \\ &= \frac{2B/A}{p_{\perp}^2 + B/A} + n^{\text{NLO}}(x_{\perp}, p_{\perp}) \end{aligned}$$

Scale dependence

Pion scaling exponent extracted vs. p_{\perp} at fixed x_{\perp}

2-component toy-model

$$\sigma^{\text{model}}(pp \rightarrow \pi X) \propto \frac{A(x_{\perp})}{p_{\perp}^4} + \frac{B(x_{\perp})}{p_{\perp}^6}$$

Define effective exponent

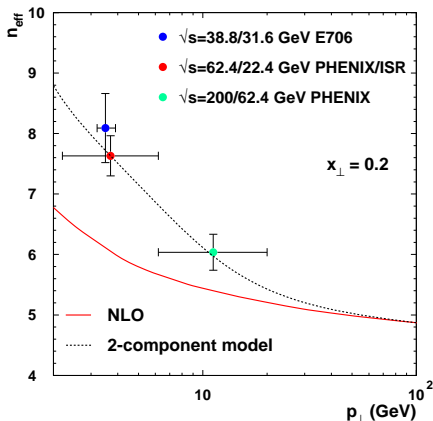
$$\begin{aligned} n_{\text{eff}}(x_{\perp}, p_{\perp}, B/A) &\equiv -\frac{\partial \ln \sigma^{\text{model}}}{\partial \ln p_{\perp}} + n^{\text{NLO}}(x_{\perp}, p_{\perp}) - 4 \\ &= \frac{2B/A}{p_{\perp}^2 + B/A} + n^{\text{NLO}}(x_{\perp}, p_{\perp}) \end{aligned}$$

Limits

$$n_{\text{eff}}(x_{\perp}, p_{\perp}) = n^{\text{NLO}}(x_{\perp}, p_{\perp}) \quad \text{for } B \ll A \times p_{\perp}^2$$

$$n_{\text{eff}}(x_{\perp}, p_{\perp}) = n^{\text{NLO}}(x_{\perp}, p_{\perp}) + 2 \quad \text{for } B \gg A \times p_{\perp}^2$$

Scale dependence



- Fit gives $[B(x_{\perp})/A(x_{\perp})]^{1/2} \simeq 4 - 7$ GeV
- Significantly reduced because of trigger bias effect
 - $[B(x_{\perp})/A(x_{\perp})]^{1/2} \simeq 1$ GeV

Global fit

$\Delta^{\text{fit}}(x_{\perp}, p_{\perp})$ extracted from a fit to Tevatron, PHENIX, and E706 data

$$\Delta^{\text{fit}}(x_{\perp}, p_{\perp}) = (-\log x_{\perp})^{p_3} \times \frac{2 p_1 (1 - x_{\perp})^{p_2}}{p_{\perp}^2 + p_1 (1 - x_{\perp})^{p_2}}$$

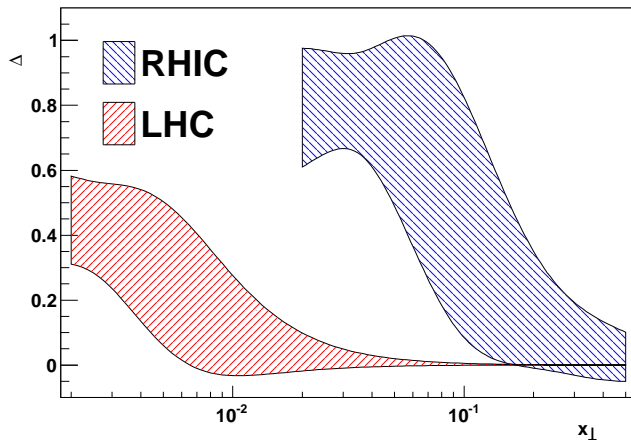
Global fit

$\Delta^{\text{fit}}(x_{\perp}, p_{\perp})$ extracted from a fit to Tevatron, PHENIX, and E706 data

$$\Delta^{\text{fit}}(x_{\perp}, p_{\perp}) = (-\log x_{\perp})^{p_3} \times \frac{2 p_1 (1 - x_{\perp})^{p_2}}{p_{\perp}^2 + p_1 (1 - x_{\perp})^{p_2}}$$

Predictions at RHIC and LHC

	$\sqrt{s_1}$	$\sqrt{s_2}$
RHIC	500 GeV	200 GeV
LHC	14 TeV	10 TeV

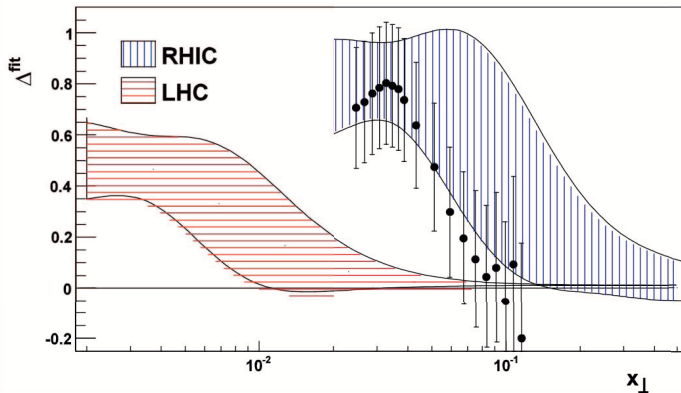


- $\Delta \lesssim 1$ at RHIC, $\Delta \approx 0.5$ at LHC
- Deviation from NLO visible below $x_{\perp} = 10^{-1}/10^{-2}$ at RHIC/LHC

PHENIX results

Scaling exponents from $\sqrt{s} = 500$ GeV preliminary data

[A. Bezievsky, APS Meeting]



- Magnitude of Δ and its x_{\perp} -dependence consistent with predictions

Leading twist

Hadrons accompanied by a significant hadronic activity \Rightarrow inside jets

Higher twist

Color-singlet produced in the hard process \Rightarrow “isolated” hadrons

Isolated hadrons

Leading twist

Hadrons accompanied by a significant hadronic activity \Rightarrow inside jets

Higher twist

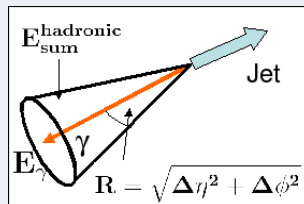
Color-singlet produced in the hard process \Rightarrow “isolated” hadrons

Idea: use isolation criteria to filter the leading twist component

$$E_{\perp}^{\text{had}} \leq E_{\perp}^{\text{max}} = \varepsilon p_{\perp}^h$$

for particles inside a cone

$$(\eta - \eta_{\gamma})^2 + (\phi - \phi_{\gamma})^2 \leq R^2$$



Isolated hadrons

Leading twist

Hadrons accompanied by a significant hadronic activity \Rightarrow inside jets

Higher twist

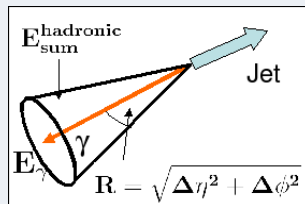
Color-singlet produced in the hard process \Rightarrow “isolated” hadrons

Idea: use isolation criteria to filter the leading twist component

$$E_{\perp}^{\text{had}} \leq E_{\perp}^{\text{max}} = \varepsilon p_{\perp}^h$$

for particles inside a cone

$$(\eta - \eta_{\gamma})^2 + (\phi - \phi_{\gamma})^2 \leq R^2$$



Consequence

Enhanced scaling exponent for isolated hadrons

$$n_{\text{isolated}}^h > n_{\text{inclusive}}^h$$

- **Scaling laws**

- powerful probe of hadron production dynamics

- **Analysis**

- exponents systematically extracted from hadron, photon and jet data
- significant discrepancy in the hadron sector, esp. at large x_{\perp}
- supports a non-negligible higher-twist contribution in large p_{\perp} hadron production (first seen at ISR)

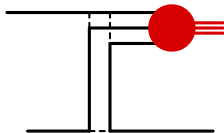
- **Phenomenology**

- possible breakdown of NLO QCD could also be seen at these energies
- ratio of x_{\perp} spectra predicted in p p collisions at RHIC and LHC
- predictions in good agreement with preliminary data at 500 GeV

Baryon vs. meson production

Which scaling behavior for higher-twist baryon production?

Take for instance proton production



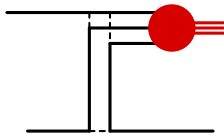
$$n_{\text{active}} = 6$$

$$E \frac{d\sigma}{d^3p}(p p \rightarrow p X) \sim \frac{F(x_{\perp}, \vartheta^{\text{cm}})}{p_{\perp}^8}$$

Baryon vs. meson production

Which scaling behavior for higher-twist baryon production?

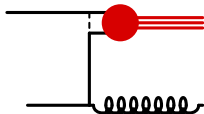
Take for instance proton production



$$n_{\text{active}} = 6$$

$$E \frac{d\sigma}{d^3p}(p p \rightarrow p X) \sim \frac{F(x_{\perp}, v^{\text{cm}})}{p_{\perp}^8}$$

... which contrasts with pion scaling exponents



$$n_{\text{active}} = 5$$

$$E \frac{d\sigma}{d^3p}(p p \rightarrow \pi X) \sim \frac{F'(x_{\perp}, v^{\text{cm}})}{p_{\perp}^6}$$

Baryon vs. meson production

Protons minus pions results

	$n^p - n^\pi$
QCD NLO	$\simeq 0$
Higher-twist picture	$\simeq 2$
Experiment (ISR)	$\simeq 1$

Results consistent with a mixture of LT and HT “direct” components

Baryon vs. meson production

Protons minus pions results

	$n^p - n^\pi$
QCD NLO	$\simeq 0$
Higher-twist picture	$\simeq 2$
Experiment (ISR)	$\simeq 1$

Results consistent with a mixture of LT and HT “direct” components

Hadrochemistry as a useful probe of production dynamics at large p_\perp

Need for good hadron identification capabilities (π , K , p) at the LHC !

Exp.	h	$\langle x_{\perp} \rangle$	n_{data}	$\langle n_{\text{exp}} \rangle$
ABCS	π^0	0.34 ± 0.05	5	5.7 ± 0.7
ABCSY	π^0	0.16 ± 0.04	15	8.1 ± 0.3
ACHM	π^0	0.20 ± 0.07	75	7.0 ± 0.1
BS 73	π^{\pm}	0.12 ± 0.02	5	9.0 ± 0.6
BS 75	π^{\pm}	0.15 ± 0.03	5	7.6 ± 0.2
	K^{\pm}	0.15 ± 0.03	5	7.2 ± 0.3
	p/\bar{p}	0.15 ± 0.03	5	8.4 ± 0.3
CCR	π^0	0.22 ± 0.07	45	8.2 ± 0.1
CCOR	π^0	0.31 ± 0.08	27	6.2 ± 0.1
CCRS	π^0, π^{\pm}	0.20 ± 0.06	157	8.5 ± 0.1
CP	π^{\pm}	0.36 ± 0.11	11	7.6 ± 0.2
	K^{\pm}	0.36 ± 0.11	11	7.6 ± 0.3
	p/\bar{p}	0.35 ± 0.11	10	8.8 ± 0.2
CSZ	π^0	0.28 ± 0.05	9	6.2 ± 0.7
R806	π^0	0.23 ± 0.08	30	8.0 ± 0.2

Results compatible with older ISR data